

# Halton RMC-C 机械式定风量阀

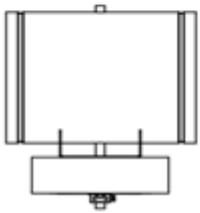
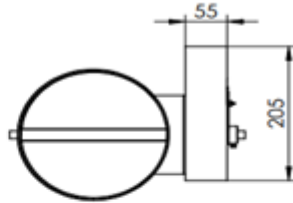
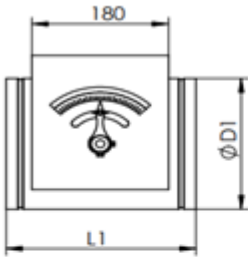


## 概览 Overview

- RMC/C是一种机械式气囊结构定风量阀，不受管路中的压力变化影响。  
RMC/C is a type of mechanical structure constant airflow control damper with an air-bag, it can be separate with duct pressure fluctuation and achieve self-balancing operation
- 正常工作范围50-600pa,特殊情况也可以运行于1000pa的管道压力  
Normally run in 50-600pa duct pressure, in some condition, also can running in pressure up to 1000pa.
- 叶片随着管道压力的变化，实现自适应，自行改变开度大小达到平衡状态,实现设定风量。  
Blade self-adaption according to duct pressure changing, to change the angle automatically for achieving balance state with setting airflow value.
- 客户需要提供风量信息，每套台RMC/C都在出厂前标定好。  
Customers need to supply airflow value for each RMC/C, Factory finish the calibration for each damper before delivery.
- 可以选配执行机构，实现双态控制，也就是两位置标定风量，由机构切换实现大/小风量控制。  
Actuator is an option to achieve two state control, through two position calibration and switch by actuator to achieve max./min. airflow.

# 尺寸Dimensions

## Halton RMC/N (standard)



序号	规格 D	$\Phi D1$	阀体深度L1	风量范围
Sq. No	Size(mm)	Collar size(mm)	Damper length (mm)	Airflow range (m <sup>3</sup> /h)
1	100	98	400	84 ~ 282
2	125	123	400	132 ~ 441
3	160	158	400	217 ~ 723
4	200	198	400	339 ~ 1130
5	250	248	400	529 ~ 1766
6	300	298	400	763 ~ 2543
7	315	313	400	841 ~ 2804
8	400	398	400	1356 ~ 4521

# 安装Installation

定风量阀安装位置应具备稳定的气流组织，上下游应避免弯头和分支，推荐在阀体前后段留3D距离的直管段，用于稳定气流。

安装时要注意气流方向，按照箭头标识安装。

The airflow control damper should be installed in undisturbed airflow. Both sides of damper should avoid elbow and branches, recommend 3D safety distance straight duct for steady airflow and stable pressure.

The airflow control damper should be installed following the arrow on the damper corresponds to the direction of the airflow.