

TCG – Low-velocity ceiling diffuser for galleys



Overview

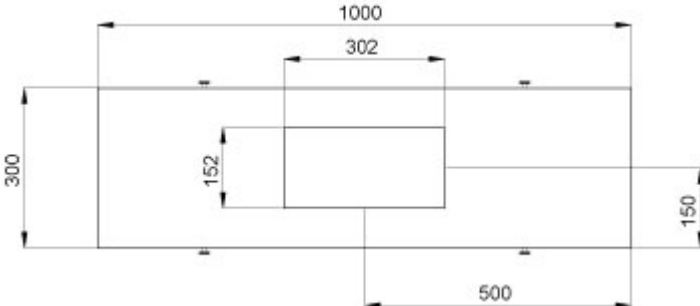
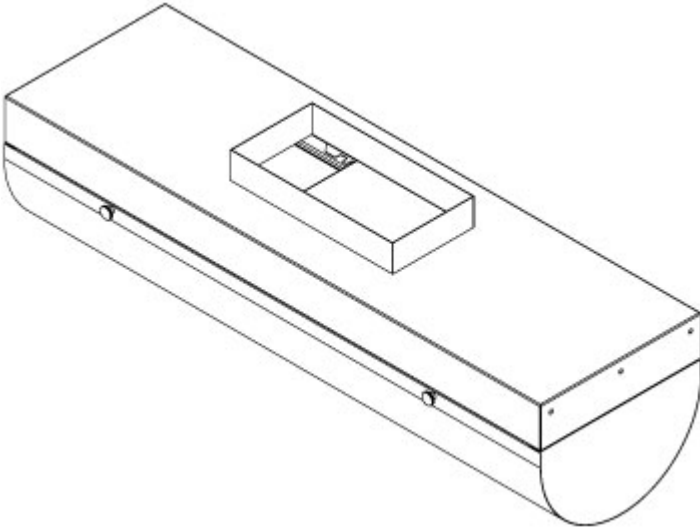
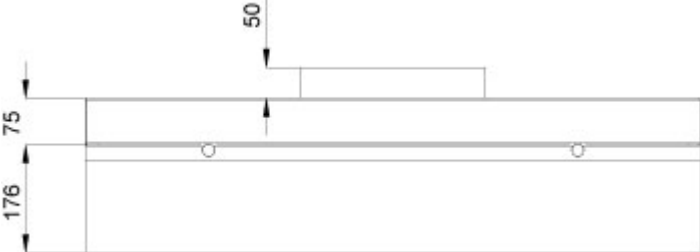
- Low-velocity air supply
- Enables a potential saving on extract airflow quantity needed for a hood
- Supports comfortable thermal and good acoustic conditions
- Rectangular duct connection 302×152 mm as standard. Special circular connections available.
- Detachable front panel and perforated plate enable easy cleaning of the diffuser
- Manufactured according to USPHS requirements

Specification

Halton TCG is a low-velocity ceiling diffuser with rectangular connection of 302×152 mm as standard. The diffuser is manufactured of stainless steel. The TCG diffuser is designed for galleys where good indoor climate conditions are required. Supply air velocity is designed to be very low to avoid draught in the near zone of the diffuser. This also supports the extraction efficiency of the hood. Where requirement of comfort are seen less important it is possible to use higher airflow rates that increase velocity close to the diffuser. In such cases diffuser should be installed further away from continuously occupied areas.

Dimensions and Weight

TCG dimensions, rectangular connection



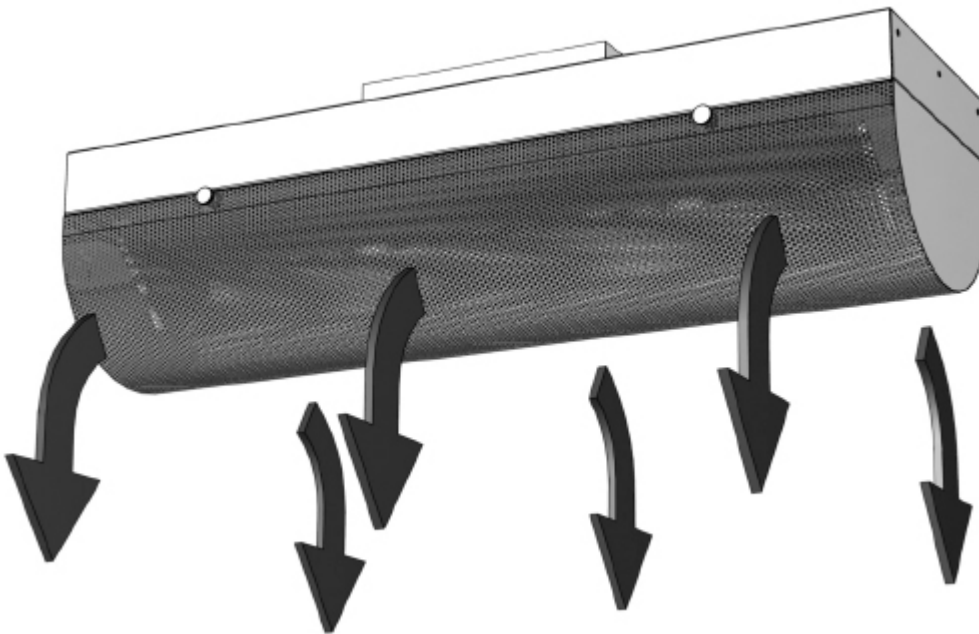
Weight

The standard TCG weights 11 kg.

Material

PART	MATERIAL
Casing	Stainless steel EN 1.4301 (AISI304)
Front plate	Stainless steel EN 1.4301 (AISI304)
Flow equalization element	Perforated stainless steel EN 1.4301 (AISI304)
Adjustment plate	Stainless steel EN 1.4301 (AISI304)
Installation sleeve	Stainless steel EN 1.4301 (AISI304)

Function

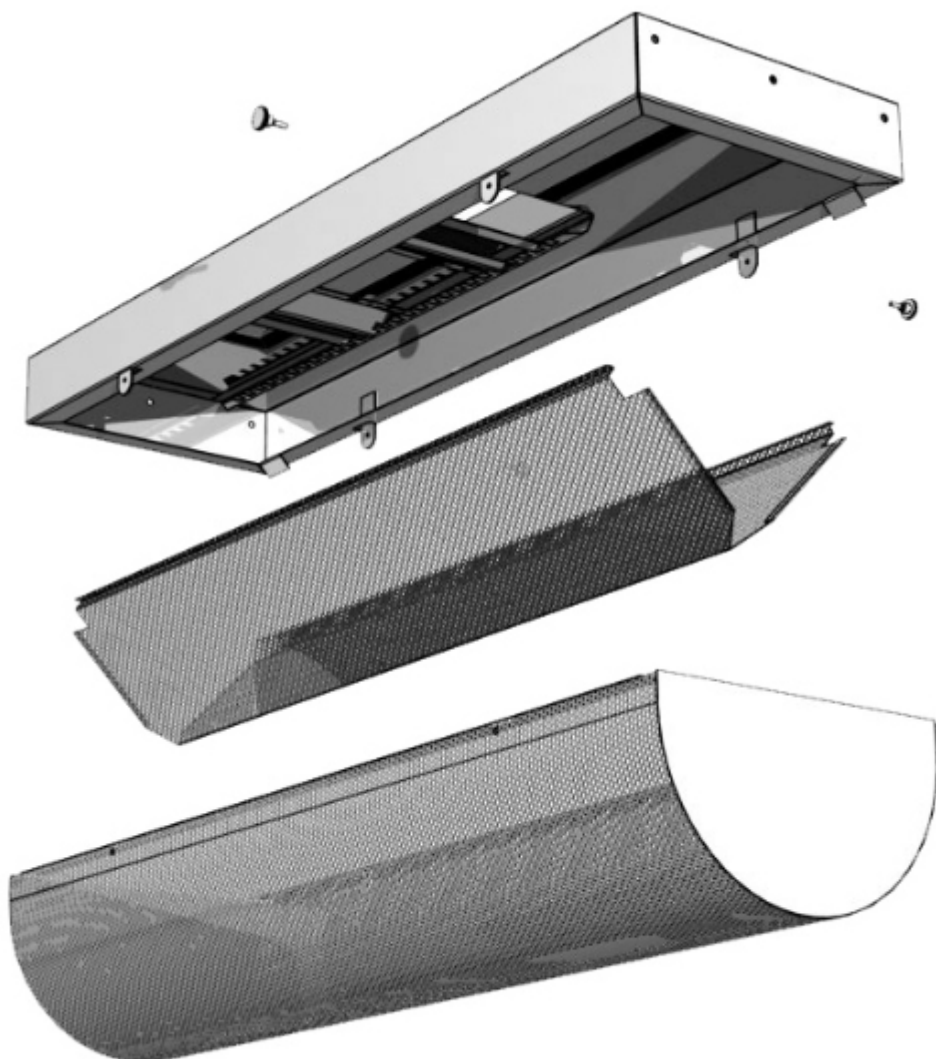


Supply air is supplied with low-velocity from the galley ceiling. The air flows into the galley without causing a high velocity draught and turbulence that could effect on hood extraction efficiency.

Installation

Installation instruction are available from Halton Marine.

Servicing



The front panel and inner perforated plate can be detached for cleaning. Wipe the parts with damp cloth or wash them in washing machine.

Pressure drop and sound levels

Pressure drop

AIRFLOW (m ³ /h)	P STATIC (Pa)
500	4
800	10
900	12

Sound levels

Airflow	Lw	Lw(A)	Lp(A)	NR	NC
(m ³ /h)	dB	dB(A)	dB(A)	dB(A)	dB(A)
500	38,9	32,5	28,5	27,1	23,5
800	42,3	37,5	33,5	29,3	27,8
900	44,1	39,9	35,9	32,1	30,6

Attenuation -4dB