


Halton AWE-C 双层百叶风口



概述 Overview

- 用于水平送风或者排风

Horizontal air supply, suitable also for exhaust

- 前端叶片为固定式，并有15度偏转角。

Fixed front vanes, stable throw pattern with vertical 15° deflection

- 背部叶片可调节，用于改变水平气流方向。

Adjustable rear vanes for horizontal deflection of the air jet

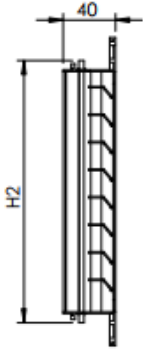
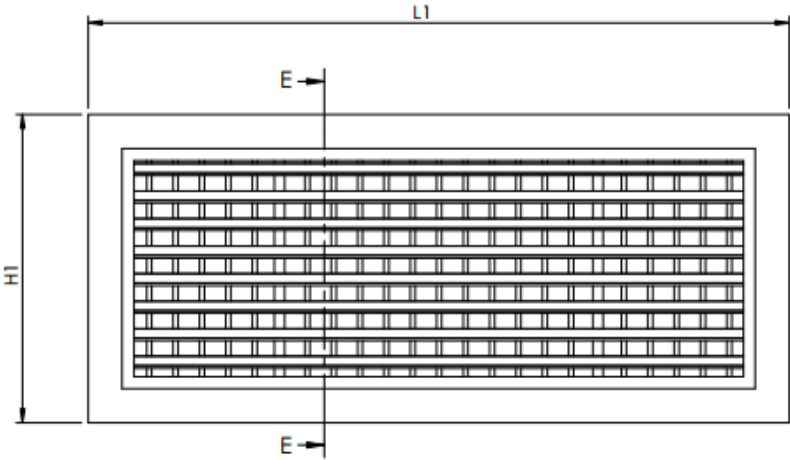
- 表面处理：粉末喷涂

Surface treatment: Powder painting

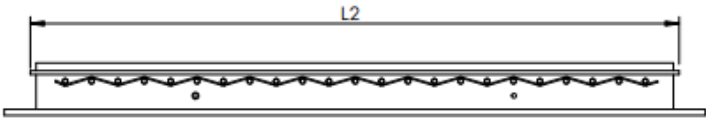
- 可选附件:过滤网/铝制调节阀/静压箱

Optional accessories: polyester filter/aluminium adjustment damper/Plenum

尺寸Dimensions



剖面 E-E



规格Size LxH	L1	H1	L2	H2	可选静压箱 Plenum option	静压箱进风口 inlet size
200×100	235	135	195	95	(L+60) x (W+60) x 300	Φ100
300×100	335	135	295	95	(L+60) x (W+60) x 300	Φ100
400×100	435	135	395	95	(L+60) x (W+60) x 300	Φ100
400×200	435	235	395	195	(L+60) x (W+60) x 300	Φ150
500×200	535	235	495	195	(L+60) x (W+60) x 300	Φ150

600×200	635	235	595	195	(L+60) x (W+60) x 300	Φ200
700×200	735	235	695	195	(L+60) x (W+60) x 300	Φ200
1000×200	1035	235	995	195	(L+60) x (W+60) x 300	Φ250
1000×300	1035	335	995	295	(L+60) x (W+60) x 300	Φ250

安装Installation

确保安装孔尺寸大于等于L x H, 铝合金调节阀可以从正面仰视方向扳动手柄，实现风量调节。与静压箱相连使用可拆卸方式。

Ensure the installation hole size not less than L x H, aluminium adjustment damper can be adjusted from downside to achieve concerned airflow.

Plenum and grill connection is removeable for easy maintenance.