

KVM EXTRACTION CANOPY

For non-grease applications



MATERIALS

PART	MATERIAL	NOTE
Main body	Stainless steel EN 1.4301 (AISI 304)*	Available as an option: EN 1.4404 (AISI 316L)
Light fixture	Painted steel	-
Cables	Halogen-free	-

*) Thickness 1.25 mm

KVM CONSTRUCTION

The KVM canopy parts are manufactured from polished stainless steel EN 1.4301 (AISI304) with fully welded joints on the lower edge.

CONNECTIONS

The amount, location, and sizes of exhaust connections are defined by the customer. Both square and circular connections in various sizes can be accommodated, including a net hatch.

KVM PRODUCT OPTIONS

- Material EN 1.4404 (AISI 316L)
- Special light fixtures according to customer needs
- DSH droplet separator in a ductwork
- Supply air plenum

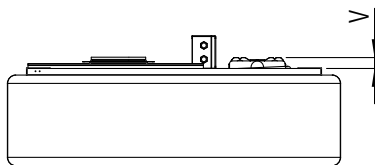
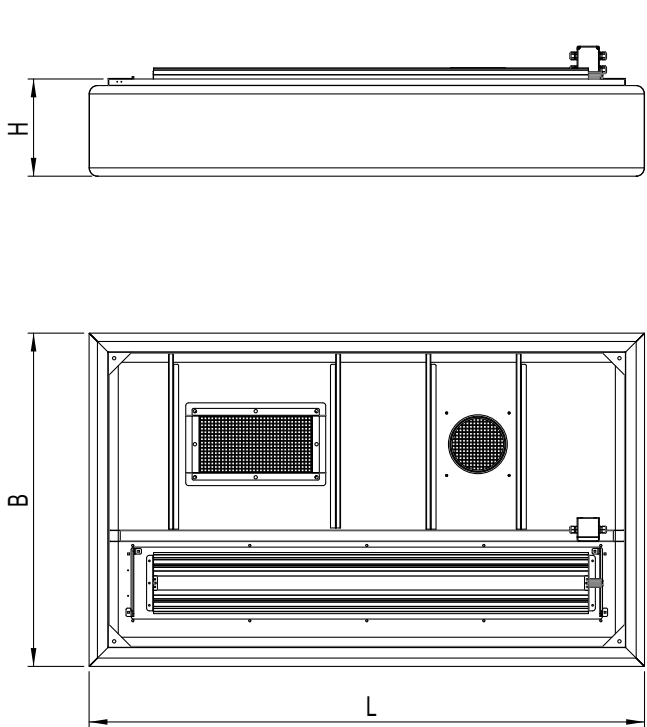
APPLICATIONS

Halton offers KVM canopies, designed according to USPHS guidelines, for capturing and removing steam and heat from industrial dishwashers and bain-maries. These canopies are ideal for non-grease applications and are constructed with high-quality materials to ensure hygiene and durability.

FEATURES

- High level of hygiene facilitated
- Supplied as standard with lighting
- Stainless steel, welded construction
- The design follows USPHS guidelines

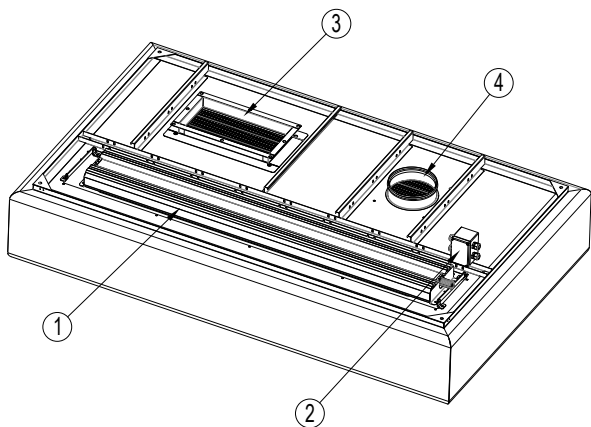
GENERAL KVM DRAWINGS



KVM DIMENSIONS (mm)	
L	600...3000
B	1100-1900
H	150...600
V	Max 50

The dimensions presented above are for modular sections only. Larger canopies are assembled using separate module vanes to simplify transportation and on-site handling.

KVM PARTS



PARTS: 1. Lighting fixture; 2. Lighting fixture power supply junction box; 3. Eurovent-collar with flange, L-collar available as an option; 4. Round duct connection, available as an option.

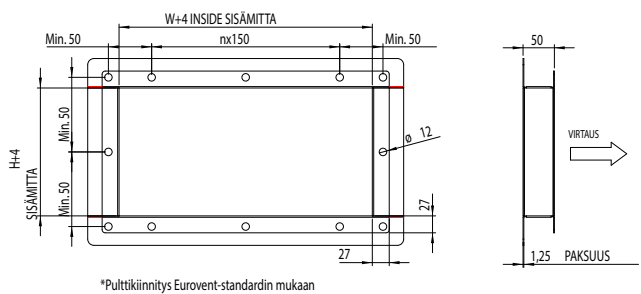
WEIGHTS

KVM CANOPIES (KG)

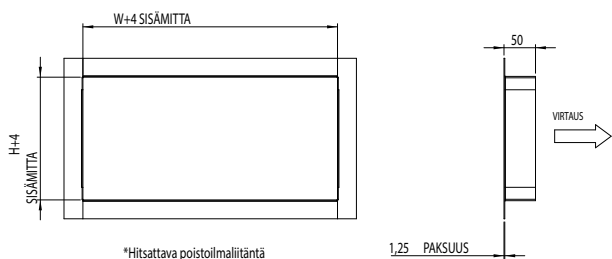
B/L	1000	1500	2000	2500	3000
1000	32	40	49	57	66
1500	40	51	62	73	84
2000	49	62	75	89	102

The table represents an indication of different sizes of KVM canopies. The height of the canopy is 300 mm.

EUROVENT-COLLAR WITH FLANGE

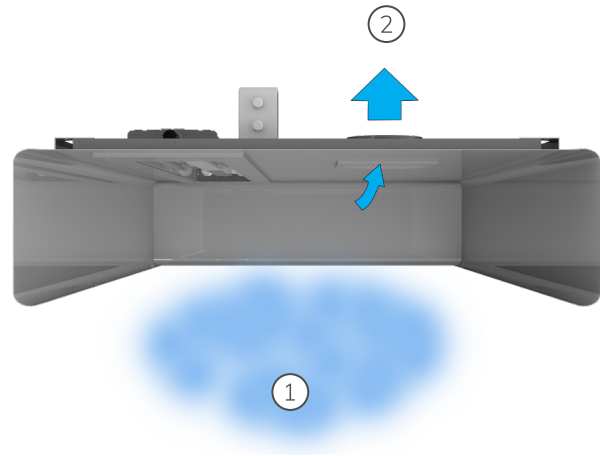


WELDED L-COLLAR



KVM FUNCTION

1. Contaminated air and heat rise from the cooking appliances.
2. Exhaust air.

**SUGGESTED SPECIFICATIONS**

The galley steam canopies shall be constructed from stainless steel EN 1.4301 (AISI304) with a material thickness of 1.25 mm. Canopies shall be supplied complete with outer casing/main body, light fitting, and exhaust collar with net hatch. Manufacturing shall adhere to ISO 3834-2:2005, ISO 9001, ISO 14001, and OHSAS 18001 standards. The design shall follow USPHS guidelines.

OUTER CASING/MAIN BODY

Outer casing panels shall be constructed of polished stainless steel sheet EN 1.4301 (AISI 304) with fully welded joints.

SPIGOT CONNECTIONS

Exhaust air spigot connections shall be made from stainless steel EN 1.4301 (AISI 304) and include a net hatch.

LIGHT FIXTURES

Each canopy shall be equipped with LED light fixtures, ensuring an approximate average illuminance of 500 lux at the cooking appliance work surfaces. These light fixtures are designed to be compatible with a single-phase 230-VAC power supply and shall be manufactured to meet the protection class IP67 standards. The ballast and capacitor shall be conveniently located within the light frame for ease of maintenance. Core electric cables connecting the light fixture to the junction box shall be provided. Furthermore, the light fixture shall be installed on a maintenance hatch, providing easy access to the canopy roof for any necessary servicing.

LED LIGHT FIXTURE SIZES

HOOD DIMENSIONS	LENGHT	WIDTH
L < 1250 mm, 1x28 W	720 mm	175 mm
L > 1250 mm, < 2000 mm, 1x42 W	1020 mm	175 mm
L > 2000 mm, 1x69 W	1620 mm	175 mm

MAINTENANCE HATCH

Each canopy shall be equipped with a maintenance hatch made of stainless steel EN 1.4301 (AISI 304) with a shock-resistant plastic window. The window can tolerate heat up to +115 °C and allows for easy opening and closing.

M07V2024/Halton reserves the right to alter products without notice.